

Mobile App

Create an Account

1. Open the Cantaloupe Go Mobile App
2. Select **Create Account**
3. Select **Your Market**
4. Fill in the required fields Name, Country, Phone, Email, and Password
5. Select **Create Account**
You will be automatically logged into your account.

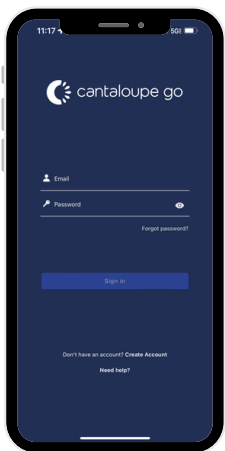
Deposit Funds

1. Login
2. Go to **My Account**
3. Select **Add Funds**
4. Select amount
5. Select **Paypal / Debit / Credit**
6. Proceed with payment on the payment popup

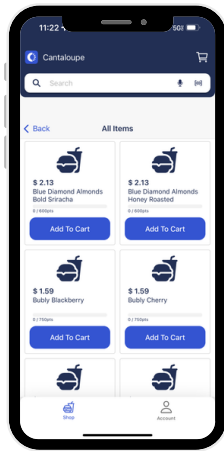
* If using PayPal, it will take you to that website to complete deposit.

<https://cantaloupego.com/#/login>


Make a Purchase



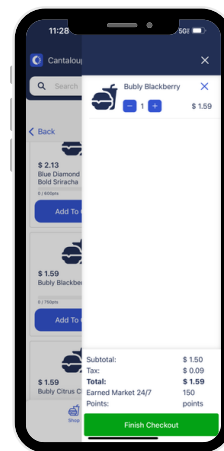
Download & Login



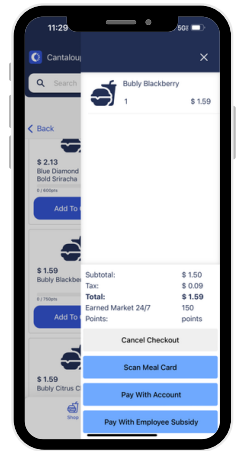
Browse / Scan Items



Select Items



Remove Items If Necessary



Finalize Purchase & Pay